







# Christmas "Extra Mile" Homework Grid Year 2, Year 1 and Reception - December 2016

Please encourage and support your child to complete at least one activity per week from the grid below. Your child can choose which activity they would like to do and they should be brought into school each Monday morning. Your child can gain extra rewards and team points by completing any of these tasks.

Thank you.

Mrs Ramsay, Mrs Lucarelli and Mrs Smith

<p>Draw or paint a picture of a Christmas pudding. Make it as Christmassy as you can!</p> 	<p>Design and make a Christmas hat.</p> 	<p>Draw a picture of a Palace with a door, 10 windows, flags flying on 3 towers and 5 Christmas trees around the castle.</p> 
<p>Decorate a box to look like a lovely present.</p> 	<p>Draw, colour or make a Christmas decoration.</p> 	<p>Draw, colour or make a Christmas cracker.</p> 
<p>Design and draw a picture of a new Christmas dessert. Label your ingredients.</p>	<p>Draw and colour a Christmas tree. Add 1 star, 2 lengths of tinsel, 6 angels, 10 baubles and 20 twinkling lights.</p>	<p>Make up a Christmas menu for a Christmas party.</p>



shutterstock - 65334403

