Making the whole

1 Here are some counters.

a) What fraction of the counters are yellow? ☐

b) What fraction of the counters are red? ☐

c) Complete the number sentence. ☐ + ☐ = ☐

2 Here is a tower of cubes.



a) What fraction of the tower is green? ☐

b) What fraction of the tower is blue? ☐

c) Complete the number sentence. ☐ + ☐ = ☐

3 What fraction of each shape is shaded?

Which fraction represents a whole?

Fill in the missing fractions.

a)

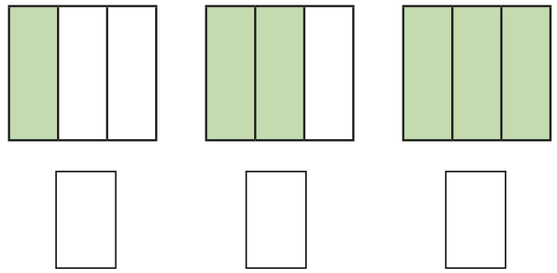

☐ = one whole

b)

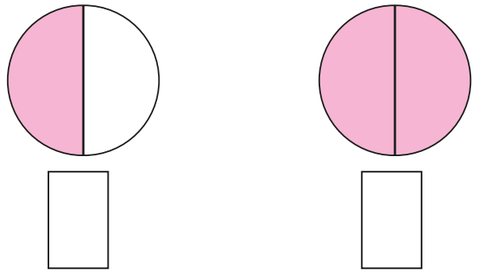

☐ = one whole

4 Here are some pictures.

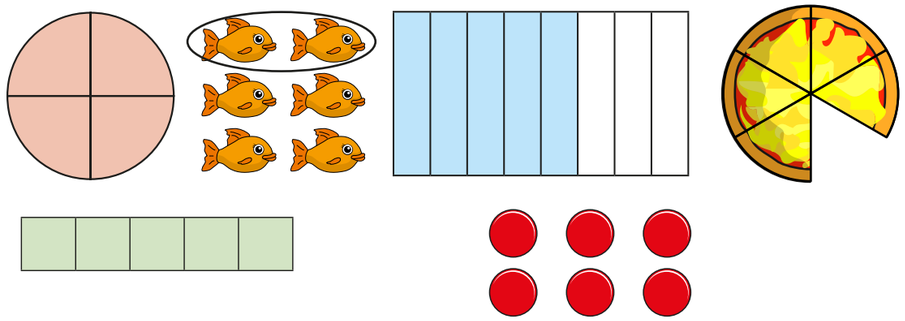

Use the pictures to help you answer the questions.

a) Write three fractions that are less than one whole.

☐ ☐ ☐

© White Rose Maths 2019

b) Write three fractions that are equal to one whole.

What do you notice? Talk about it with a partner.

5 Choose a phrase to complete the sentences.

greater than	less than	equal to

When the numerator is _____ the denominator, the fraction is less than one whole.

When the numerator is _____ the denominator, the fraction is equal to one whole.

6 Circle the fractions that are equivalent to one whole

$\frac{3}{5}$	$\frac{4}{4}$	$\frac{6}{10}$	$\frac{2}{2}$
$\frac{10}{10}$	$\frac{8}{9}$	$\frac{3}{3}$	$\frac{5}{5}$

7 Here are $\frac{1}{3}$ of Jack's marbles.

Draw the rest of Jack's marbles in the bar model.

8 $\frac{2}{7}$ of a group of children are girls.

What fraction are boys?

☐ are boys.

9 Each bar model is worth one whole.

Split the bar model and label the missing fractions.

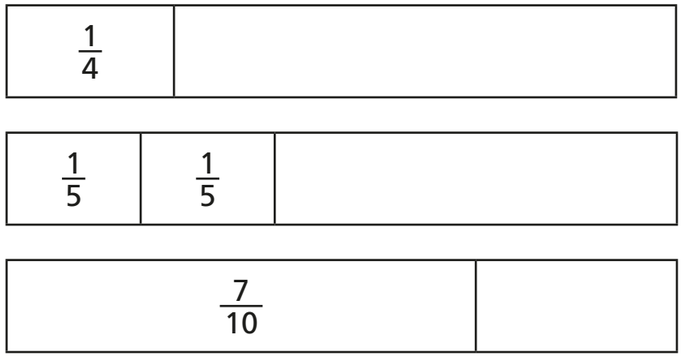

10 Complete the number sentences.

a) $\frac{3}{5} + \square = 1$

b) $\square + \frac{4}{10} = 1$

c) $\square = \frac{2}{7} + \frac{5}{7}$

d) $\frac{9}{9} = \square + \frac{5}{9}$

© White Rose Maths 2019