







Home Learning for Reception – Week beginning 4.5.20

Hi Reception, I hope you are still trying to let your light shine.

Just a reminder of my email address if you need anything:

a.bamber@leacofe.lancs.sch.uk

Please feel free to send me a message or any photos of the things you have been doing as I love seeing them! I saw the photo some of you had made for the teachers and it really made me smile 😊

 Maths 	 English
<p>Please continue to use the White Rose Maths Hub resources for your child to support Home Learning. Please access via the link below and select Summer Week 3.</p> <p>https://whiterosemaths.com/homelearning/early-years/</p> <p>Additional Resources:</p> <p>Busy Things - Literacy, Communication & Language Username- leaendowed Password- class1</p> <p>Youtube: Counting</p> <p>https://www.youtube.com/watch?v=W8CEOlAOGas</p> <p>https://www.youtube.com/watch?v=1dkPouLWCyc</p>	<p>Daily activities can be found on the Read and Respond Unit on our Home Learning area on the website. This week we are looking at min-beasts.</p> <p><u>Phonics</u></p> <p>A reminder that daily phonics lessons can be found here: https://www.youtube.com/channel/UCP_FbjYUP_UtldV2K_-niWw/featured?disable_polymer=1</p> <p>Can you try and write 3 words that all start with the same letter of your name? My name starts with A so I could write ant, arm, and art.</p> <p><u>Handwriting</u></p> <p>Can you practice writing these letters? Remember to start in the place with the green dot.</p>  <p><u>Reading</u></p>

<https://www.youtube.com/watch?v=amxVL9KUmq8>

<https://www.youtube.com/watch?v=7stosHbZZZg>

<https://www.youtube.com/watch?v=YtNskltyAOE>

Topmarks:

A variety of interactive games that children can carry out on a tablet.

<https://www.topmarks.co.uk/Search.aspx?Subject=37>

We have our own class area on Oxford Owl. You can access it by logging in with these details:

Username: recep19

Password: bamber

Follow the link below and then select My Class Login. On here you will be able to choose books to read, listen to stories and take part in activities around the text.

<https://www.oxfordowl.co.uk/>

Another useful website is:

<https://www.lovereadings4kids.co.uk/>

Other

Science: Can you find out why spiders don't stick to their own web? Try this experiment with a grown up. You will need sticky tape and cooking oil.



Science Experiment
Sticky Web

Why doesn't a spider get stuck on its own web?
What happens when you walk your fingers across the sticky tape?
Do your fingers stick to the tape? That is like the bugs on a spider's web.

Now put some oil on your fingers. What happens when you walk your fingers across the sticky tape now?
Do your fingers stick? A spider has oil on its body to stop it sticking to things.

Art: Can you make a mini-beast using a pebble? You could make a garden for your minibeast pebble to live in too.

PE: Try and be active for 60 minutes each day in which every way you can.

Music: Make a musical shaker with an empty plastic bottle. Can you make your own song?

RE

Please have a look at the Off The Shelf Picture document on the Home Learning area for RE activities.

Please choose your own picture from the document, you can look at different pictures each week.

These pictures have key questions which you can talk about with your adult at home. See if you can find and read the story mentioned in the Bible, there are some good adaptations on Youtube but adults please check these first. There are some questions to make you think about the story you listened to and then an activity to mark your response. Some of these activities you may need help from your grown up.



HOME LEARNING

The text 'HOME LEARNING' is displayed in a playful, multi-colored font. The word 'HOME' is on the top line and 'LEARNING' is on the bottom line. Each letter is a different color: H (purple), O (green), M (blue), E (light blue), L (blue), E (orange), A (green), R (pink), N (yellow), I (red), N (purple), G (green). Small cartoon characters are integrated with the letters: a character with a thought bubble is above the 'H'; a character is on the 'L'; a character is on the 'A'; a character is on the 'R'; a character is on the 'I'; and a character is on the 'G'. There are also small icons like a globe and a book.