Area of a parallelogram

1 On a piece of squared paper, copy this parallelogram and cut it out.

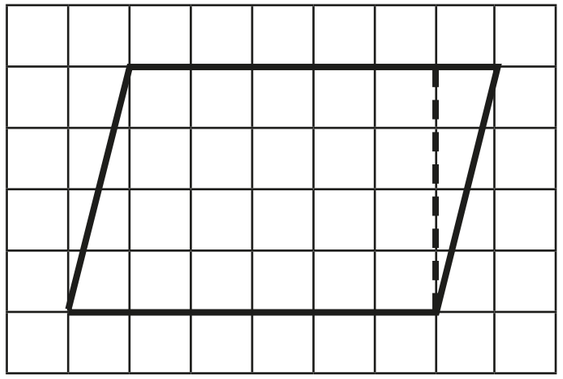

a) Create a rectangle by cutting off the right-angled triangle and moving it.

b) Complete the sentences.

The area of the rectangle is 24 squares.

The area of the parallelogram is 24 squares.

2 Calculate the areas of the parallelograms.

a)

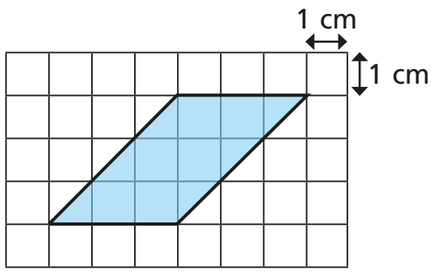

area = 9 cm²

b)

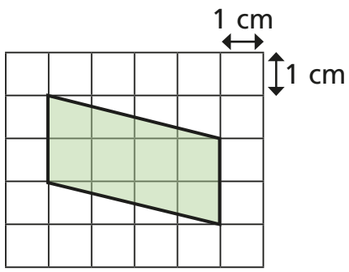

area = 8 cm²

3 Huan is finding the area of the parallelogram.

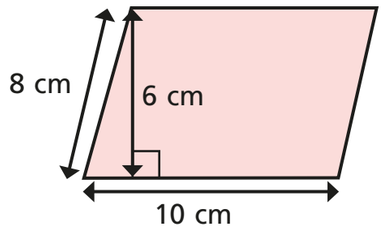

$10 \times 8 = 80$ cm²

a) What mistake has Huan made?

He hasn't used the perpendicular height.

b) What is the correct answer?

area = 60 cm²

4 Esther has labelled the bases and heights for four parallelograms.

Three are correct; one is incorrect. Tick the shapes that have been correctly labelled.

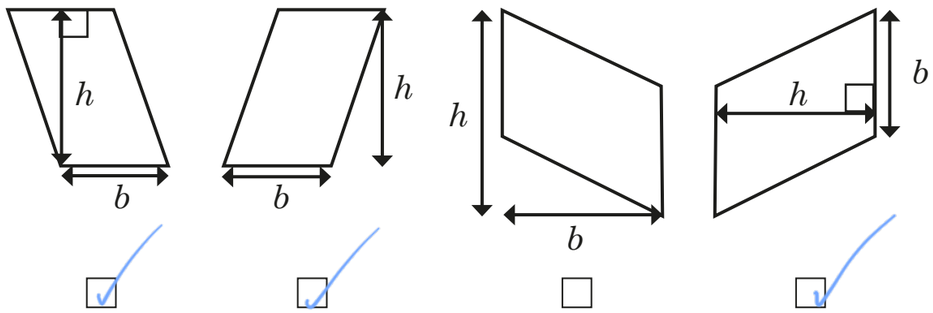

Explain to a partner why one is incorrect.

© White Rose Maths 2019

5 Calculate the areas of the parallelograms.

a)

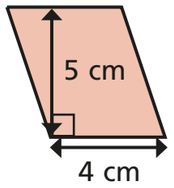

area = 20 cm^2

b)

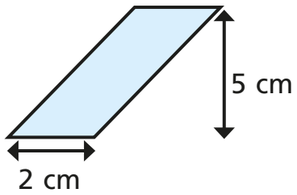

area = 10 cm^2

c)

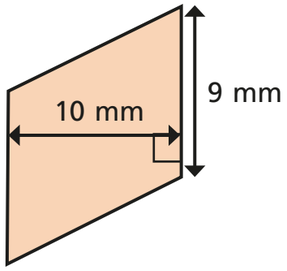

area = 90 mm^2

d)

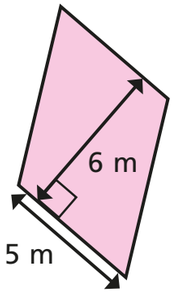

area = 30 m^2

e)

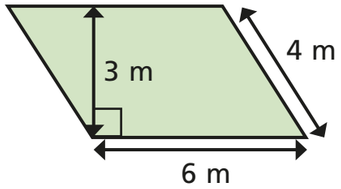

area = 18 m^2

f)

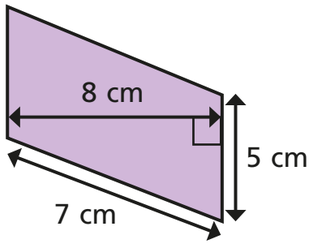

area = 40 cm^2

6 Find the missing lengths.

a)

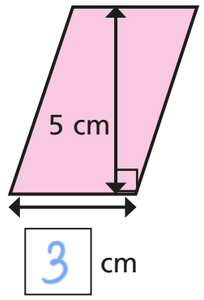

area = 15 cm^2

b)

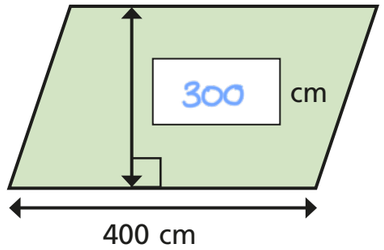

area = 12 m^2

7 Here is a rhombus inside a rectangle.

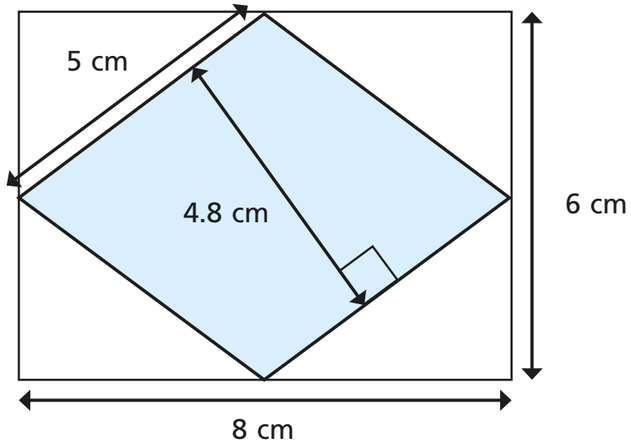

a) Calculate the area of the rhombus.

area = 24 cm^2

b)

The area of the rhombus is half the area of the rectangle. This means that it is a special triangle.

Explain to a partner why Mo is wrong.

© White Rose Maths 2019