



### Home Learning for Year 2 – Week beginning 18.01.21

Hello Year 2, I hope you are keeping well and staying safe. Here are some activities to help you with your learning this week. Don't worry if you can't complete all of the tasks but try to do as many as you can, and as always, Let your light Shine!

#### Maths

This week the focus for our maths learning is **Money**. Please access learning via the link below and select Autumn Week 10 to select teaching videos.

<https://whiterosemaths.com/homelearning/year-2/week-10-measurement-money/>

The related worksheets and answers for this week can be found on our home learning page. Complete one video and the related worksheet activity every day.

#### Extra Miler Activities for our Year 2 “Math Professors”

Additional money related activities can be found on Busythings or you could try this shopping game. Select mixed coins and exact money up to £1 to begin with. Then try mixed coins and give change up to £1.

<https://www.topmarks.co.uk/money/toy-shop-money>

#### Times Tables

Join Bridget the Lioness and her friends to sing along and practice your x10, x5 and x2 tables. Focus on your x2 tables this week and their corresponding division facts. Try making groups of 2 with socks, Lego bricks, pasta or sweets to help.

<https://www.bbc.co.uk/teach/supermovers/ks1-maths-the-2-times-table-with-bridget-the-lioness/zrrx92p>




#### English

This week we are looking at the story “Aliens in Underpants save the World” by Claire Freedman. If you have a copy of the book enjoy sharing it, or you can view the story via this link.

<https://www.youtube.com/watch?v=f7VWwA9q13M>

Please remember to view any link you use before sharing with your child and ensure your child stays on that page only. Stay safe online.



Complete one of these activities each day.

- Can you spot all the words that end with \_ed in the story? Make a list. Can you write your own sentences using the words you have collected?
- Design a new pair of underpants for the aliens. Label your design.
- Make a pair of underpants for an alien or one of your teddies to wear. You could make your own cuddly alien or a junk model alien wearing jazzy underpants.
- Write a set of instructions for making your underpants or your model. Remember to send in photos of your aliens. We'd love to see them!
- Retell the story in your own words, or write a new adventure for the aliens. What will they do next with underpants?

Remember to use your capital letters, full stops, finger spaces between words and your best handwriting.

Reading – Read daily via the Oxford Owls website using our class login.

<https://www.oxfordowl.co.uk/>

Username: leaclass2 Password: dragon

Spelling, Punctuation and Grammar (SPAG)

<https://www.bbc.co.uk/bitesize/topics/zd63xyc/articles/zdp4pg8>

Login to the *Karate Cats English* game. Can you gain your **GREEN** and **BLUE** belts this week?

Remember to practice your Week 3 spellings from the Year 2 Spellings Overview.

<https://www.phonicsbloom.com/uk/game/list/phonics-games-phase-5>





## Home Learning for Year 2 – Week beginning 18.01.21

Hello Year 2, I hope you are keeping well and staying safe. Here are some activities to help you with your learning this week. Don't worry if you can't complete all of the tasks but try to do as many as you can, and as always, Let your light Shine!

### Science

#### What Are Seasons?

Can you name the four seasons?  
Can you name the months of the year?  
Do you know which months are the winter months?  
What about the other seasons of the year?

#### Year 2 Challenge:

Which season is your favourite? Why?  
Use the 'My Seasons' writing activity from the home learning page or work in your Lockdown Learning book.

Write sentences or a paragraph about each season and the things you like to do. Draw a picture for each season showing the things you enjoy doing most in that season.

Eg. I like sledging in the snow in Winter and making snowmen. I like to sit by the fire and drink hot chocolate when it's freezing cold.



### Music

#### Round and Round - Happy Bossa Nova Music

<https://www.youtube.com/watch?v=D9hCOrGEJ10>

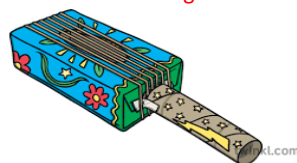
Listen to more of the music from last week.  
How does the music make you feel?  
What instruments can you hear playing?



**Make a musical instrument of your own and join in with the happy music.**  
Try making a shaker out of a plastic bottle or yogurt pot, some uncooked dried rice or peas, an elastic band and a piece of paper.  
Take a picture and send it to us.

#### Year 2 Challenge

Can you make a guitar from a tissue box or a margarine tub?  
Make your own instrument and write a set of instructions for making it.



### History



#### Florence Nightingale

Who Was Florence Nightingale?

**TASK 1 - Create a fact file about Florence.**

Where/When was she born?  
Where did she grow up?  
What type of background did she come from?  
What did she do that makes her significant?

#### Year 2 Challenge:

How did Florence improve hospitals for the soldiers of the Crimea?  
How did she help the soldiers?


#### TASK 2 – Picture Comparison

Compare the 2 pictures on the accompanying worksheet activity.  
Write a list of the improvements that Florence made.

### R.E

#### Stories Jesus Heard

If you have a bible, read and share the bible story about 'Moses in the Bulrushes'.



Or watch this short video clip of the story.  
[https://www.youtube.com/watch?v=6Hy3J\\_j88\\_c](https://www.youtube.com/watch?v=6Hy3J_j88_c)

Moses was found by an Egyptian princess.  
How do you think she felt when she found the baby? How you feel if you found a baby floating in a basket?

Which part is the most important?

Make a collage or a small model of Moses in the basket.

#### Year 2 Challenge:

Write the story in your own words.  
Remember to use your best handwriting, capital letters and full stops.  
Which part of the story do you like best? Why? Add a sentence explaining your opinion.  
"I think that ... because..."





## Home Learning for Year 2 – Week beginning 18.01.21

Hello Year 2, I hope you are keeping well and staying safe. Here are some activities to help you with your learning this week. Don't worry if you can't complete all of the tasks but try to do as many as you can, and as always, Let your light Shine!

### Outdoor Learning

Go for a walk outside or at the park.  
What can you see around you?  
Can you see any changes taking place with the plants or trees yet?  
Are there any animals in your garden?  
What are they?

Can you keep a diary of the animals you see? Draw pictures and find out the names of the birds or other animals in your garden, at the park or on the street.

Make a bird feeder to go out in your garden to attract the birds so you can study them.

There are some instruction sheets for making feeders on our home learning page.



### Year 2 Challenge:

Keep a record of which birds you see and how many of them you see.  
Make your own chart or use the bird recording chart on our home learning page.

### Computing – Coding

1) If you already have a Home subscription for the **Busythings** website you can Log in to the Computing section and have a go at the Coding challenges and games.

2) Alternatively, in class we have been working with the **Fisher Price Code-a-Pillar** toy to explore coding. There is a related **free app** that you can download for iPads, tablets and phones via Google Play or the Apple Apps store.

This app has levels to work through that will build on the activities your child completed in class last term.

### **Think & Learn Code-a-Pillar™**



### Design Technology **Flying Machines**



Do you know what makes an object fly? Why do some objects fly and others do not?

Watch the Story Bots Song about lift, weight, thrust, drag

<https://www.youtube.com/watch?v=6V0WeETN1FY>

In your Learning Log can you design a paper airplane with labels:  
**LIFT, WEIGHT, DRAG, THRUST**

Using a piece of paper can you make your airplane using your design?

(The video link below will guide you step by step to make a paper airplane)

<https://www.youtube.com/watch?v=7KPaxKUDj6I>

Have fun flying your airplane.



### P.S.H.E

#### **Rights and Responsibility**

#### **Our Environment**

*Environment - everything in the world around us which can affect our lives.*

Go for a walk around your environment, both indoors and outdoors.

Tell an adult the things that you like about it.

Take a photograph of your favourite area and write or talk to an adult about what things you like most about your chosen area?

How do you look after this area? Can you improve the environment of your chosen area?

Who looks after the other areas you looked at on your walk? How can we look after these areas in our environment?

What can you do to help?

*(Keep it clean and tidy; not cause any damage; wipe your feet when you come indoors; hang your coats up; not drop litter etc.)*

Can you write, or tell an adult, 3 things you can start doing that will help the environment to be looked after?





### Home Learning for Year 2 – Week beginning 18.01.21

Hello Year 2, I hope you are keeping well and staying safe. Here are some activities to help you with your learning this week. Don't worry if you can't complete all of the tasks but try to do as many as you can, and as always, Let your light Shine!

## Premier League Champions



*Can you complete each season securing enough points to get promoted from the National League all the way to being a Premier League Champion?*

- 10 challenges per season (PE/English/Maths/PSHE - One Season each week)*
- Points are secured by reaching a certain level on each challenge*
- Tally your points over the season to see if you get promoted*
- Minimal equipment is needed, if you don't have the required equipment can you use something from around the house e.g. socks instead of a tennis ball*
- Take pictures/videos completing the challenges and send to [jack.mountain@pne.com](mailto:jack.mountain@pne.com) to be entered into the prize draw. (N.B. This is OPTIONAL)*
- You will find a copy of all the activities for this on our Year 2 Home Learning page.*

