











<p><u>Interview your Teacher</u> If you could interview your new class teacher, what would you ask them? Think of 5 questions you would ask your teacher and make a list. Think carefully about what you would like to know about your new teacher.</p> 	<h2 style="text-align: center;">Year 2 Moving on Up</h2> <p style="text-align: center;">Based on “Dear Teacher” by Amy Husband You can listen to the text being read via the link below: <a href="https://www.youtube.com/watch?v=cVWvwu31t5g">https://www.youtube.com/watch?v=cVWvwu31t5g</a> As with all internet materials – please check before viewing with your child</p>			
<p><u>Some Useful Websites</u> The BBC Bitesize website has lots of helpful videos to support transition for parents/carers and children. <a href="https://www.bbc.co.uk/bitesize">https://www.bbc.co.uk/bitesize</a>  Parentkind provides handy hints to help prepare your child for their new class. <a href="https://www.parentkind.org.uk/For-Parents/Parent-Hub/School-Life">https://www.parentkind.org.uk/For-Parents/Parent-Hub/School-Life</a></p>	<p><u>Wonderful Words</u> What do they mean?  Be a <b>word detective</b>! Listen for any new words in the story and find out what they mean.</p> 	<p><u>Michael’s Amazing Adventures</u>  Make a list of all the adventures Michael goes on in the story.  Which one would you like to go on? Draw a picture of your adventure.</p>	<p><u>Extra Adventures</u>  What other adventures could he go on? List 3 new adventures and draw pictures to go with them.</p> 	<p><u>Writing Challenge</u> Write another letter to Miss Brooks describing a new adventure.</p> 
<p><u>Marvellous Maths</u> What is the hardest multiplication table you know off by heart? Make a decorated poster to go up in your new classroom or your bedroom.</p> 	<p><u>Four Lists</u> The last few months have been very different. What have you enjoyed about being at home? What has been hard? What have you missed about not being at school? What haven't you missed?  Write 4 lists.</p>	<p><u>Friend Fact File</u> Your new teacher may want to know who your friends are. Draw a picture and write about your friends' best qualities to create a fact file.</p> 	<p><u>Moving Up to KS2</u> Moving from KS1 to KS2 is an important step. What have you enjoyed being in KS1? What are you looking forward to in KS2? Do you have any worries? Write them down and share them with a friend or grown-up.</p>	<p><u>Figure Me Out!</u></p> 
<p><u>All about Me!</u> Create an ‘All About Me’ poster. Think carefully about the information you would like to share. Draw a picture or use a photograph of yourself. Include the following:</p> <ul style="list-style-type: none"> <li>• My Family &amp; Pets</li> <li>• Favourite foods</li> <li>• Favourite TV/Games</li> <li>• Favourite Sport</li> <li>• Art and Crafts you enjoy</li> <li>• Favourite music/Hobbies</li> </ul>	<p><u>Self Portrait</u> Create a self-portrait for your new teacher. Why not try an unusual style like Van Gogh or Picasso?</p> 	<p><u>Poetry Challenge</u> Write a poem to go with your self-portrait.  When I look in the mirror what do I see? <i>I see two big brown eyes I see a freckle filled nose I see two rosy cheeks... ...and a heart filled with love.</i></p> 	<p><u>10 Things in a Teacher’s Pocket</u> Ian McMillan wrote a poem called “10 Things found in a wizard’s pocket”. Write a list of what might be in a teacher’s pocket... A real teacher might have... six sparkly Well Done stickers, an old sweet covered in fluff...  A teacher with super powers might have... silencing sprinkles for noisy children, 3 lightning-fast tidy-up fairies... <b>Let your imagination run wild!</b></p>	<p><u>Figure Me Out! Maths Challenge</u> This challenge is a way of telling others a little bit about yourself. Your age, shoe size, birth month number, birthday, number of people in your family, number of letters in your name, number of pets or your house number. Think of number sentences that would give all your answers. Design a sheet with your answers on and then create flaps or add post-it notes to add the number sentence over the top. (see the picture above)</p>