



Home Learning for Year 2 – Week beginning 22.02.21

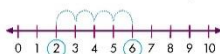
Hello Year 2, I hope you are keeping well and staying safe. I hope you enjoy these activities.

Please remember to view any link you use before sharing with your child and ensure your child stays on that page only. Stay safe online



Maths

$$2 + 4 = 6$$



This week the focus for our maths learning is **Statistics**. Please access learning via the link below and select the **Year 2 Spring Week 6**.

<https://whiterosemaths.com/homelearning/year-2/spring-week-6-statistics/>

The related worksheets and answers for this week can be found on our home learning page. Complete one video and the related worksheet activity each day.



Monday – **INSET Day**

Tuesday – Draw Pictograms (2,5,10) video & worksheet

Wednesday – Draw Pictograms video & worksheet

Thursday – Interpret Pictograms & worksheet

Friday Challenge – Block Diagrams & worksheet

Extra Miler Activities for our Year 2 “Math Professors”

Join the Wendy Wolf this week to get moving and revise all the calculation signs.

<https://www.bbc.co.uk/teach/super movers/ks1-maths-seven-calculation-signs-with-wendy-wolf/zv32cqt>

Or you could try this pictogram activity.

https://www.softschools.com/math/data_analysis/pictograph/games

Times Tables

<https://www.ictgames.com/tablesTennis/mobile/index.html>


This week have a go at this times table game. Choose x10 tables and practise your memory skills. You can play alone or with a family member.

English – Pirates Love Underpants

This week we are exploring our last book by Claire Freedman – Pirates love Underpants, before we begin our new topic next week.

You can view and enjoy the story via this link below.

<https://www.youtube.com/watch?v=WmrnRAMsyPw>



Monday – **INSET Day**

Tuesday – Make a cardboard tube pirate. What is your pirate called?

Research some pirate jokes which use question marks. Make your own mini Pirate Joke book.

Wednesday – Going on a pirate hunt. Use the Pirate scavenger hunt and dress up as a pirate. Join our ‘Pirate party’ on Zoom @4pm.

Thursday – What name would you have if you were a pirate? Complete the ‘If I were a pirate’ writing activity.

Friday – Use the treasure map on page 5. Write a set of directions for the pirates to get to the treasure.

Remember to use capital letters, full stops, finger spaces between words and your best handwriting.

Pirate Challenge

Make your own treasure chest with a ‘treasure’ inside. You could make some jewels or coins, a yummy picnic or include anything else your grown-up would love.

Hide it in the house or garden and write some clues or directions for them to find it. Enjoy the hunt and remember to send in photos!

Reading – Read daily via the Oxford Owls website using our class login.

<https://www.oxfordowl.co.uk/>

Username: leaclass2 **Password:** dragon

There are 3 Pirate comprehensions on the worksheet tab. Complete Step 1 and then challenge yourself with Step 2 or Step 3.

Spelling, Punctuation and Grammar (SPAG)

Please see the spelling overview on the home learning tab for the spellings for this week.





Home Learning for Year 2 – Week beginning 22.02.21

Hello Year 2, I hope you are keeping well and staying safe. I hope you enjoy these activities.

Please remember to view any link you use before sharing with your child and ensure your child stays on that page only. Stay safe online

Geography & Science – Animals and their Habitats

View the links below. You will find a videos and activities about ocean habitats. Try them out, and then test your knowledge with the short quizzes.



<https://www.bbc.co.uk/bitesize/articles/z7fq96f>

<https://www.bbc.co.uk/bitesize/articles/ztv28hv>



Think of 3 words to describe an ocean habitat.

Research two different animals that live in the ocean. Are they reptile, bird, mammal, fish or amphibian? Do they belong to any other animal groups?

Make a model and/or create a fact file about each of them.

Challenge:

Use your scientific and geographical knowledge to help the Pirate Bunnies on their World Adventure.

<https://www.bbc.co.uk/bitesize/topics/zvsvd8xs/articles/z6vyf4j>

R.E – Stories Jesus Told

The Lost Sheep



‘Can you find the lost sheep?’

Play hide and seek games or make a lift the flap book or picture. Can you find how many sheep there are wandering around in this weekly plan? Is it 8,9 or 10?

Discuss the job of a shepherd and the qualities that make a good shepherd.
Have you ever been lost?

Share the story from your Bible or using this link

[https://www.youtube.com/watch?v= Ry2MaMyvGo](https://www.youtube.com/watch?v=Ry2MaMyvGo)

How did the shepherd feel during the story?
How did he feel when one of his sheep was lost? How did he feel when the lost sheep was found?

God is like the good shepherd. We are his sheep and he watches over us. He loves each one of us.

Challenge

Be a good shepherd and show someone else that you care. Choose one of the ‘Words of Encouragement’ colouring sheets and colour it and give it to someone precious or put it up in your window to make a neighbour smile.






Home Learning for Year 2 – Week beginning 22.02.21

Hello Year 2, I hope you are keeping well and staying safe. I hope you enjoy these activities.

Please remember to view any link you use before sharing with your child and ensure your child stays on that page only. Stay safe online

Computing – Graphics and Text

This half term we are looking at using graphics, drawing tools and text features to create our own posters or documents.

If you have access to the Busythings  website at home you can select the Paint and Publishing tool in the Art section to create your own pictures and add text.

Or, if you have a paint package or app on your home computer or tablet you can use that.

There are a number of free online creative apps that you can access online.

The Tate Art Gallery have their own painting app that you can use via the following link.

<https://www.tate.org.uk/kids/games-quizzes/tate-paint>

Have a go at creating your very own masterpiece!



Art & Design Wassily Kandinsky



This half term we will be looking at the work of the artist Kandinsky. Look at the slides with the Home Learning plan and find out who Wassily Kandinsky was.

Where was he born and when?

What jobs did he do?

What kinds of paintings he did create?

Were they colourful or monotone, realistic or abstract, serious or fun?

Why was music important to him?

See if you can find out which colours we call 'Primary Colours'. Where do the other colours come from?

Extra Challenge

You might like to explore mixing colours together if you have paints at home. See if you can use the three primary colours to make brand new colours. Don't worry if you don't have paints at home – have fun watching and joining in with the colour song in the link below.

<https://www.youtube.com/watch?app=desktop&v=IwfZvRuE7s8>

P.S.H.E

Being my best

I can eat a rainbow

What sort of foods do you think are healthy for our body?

Are there any foods we need to avoid eating lots of?

Look at the PowerPoint and answer the questions about the food types you see on each slide.



Choose 2 of the activities below

- Have fun tasting new fruits or vegetables
- Make fruit kebabs
- Make fruit faces
- Draw round your hand. Write or draw in each finger and thumb the 5 portions of fruit and vegetables you eat during the day

Challenge

Make a rainbow using different coloured foods or paint/draw your own fruit and vegetable rainbow. How many different foods can you find for each colour? Record in your lockdown book.





Home Learning for Year 2 – Week beginning 22.02.21

Hello Year 2, I hope you are keeping well and staying safe. I hope you enjoy these activities.

Please remember to view any link you use before sharing with your child and ensure your child stays on that page only. Stay safe online



Music & PE - The Lion King

Dance

Lion Freeze

Pretend to be a lion. Play some music and dance. When the music stops, see if you can freeze like a lion. How many lion poses can you do?

Chase, Stalk, Freeze

How might a lion move? Can you stalk (sneak up quietly), run, jump and leap like a lion? Ask someone to yell out 'chase', 'stalk' or 'freeze'. Move like a lion, listening out for the instruction – you should then move faster, slower or stop and freeze.

Copy that Move

Choose someone to play with. Take it in turns to do a lion/cat move, then teach your partner. Can you get your moves identical?

Lion Moves

Work with someone to create a list of ways lions move. Think of a move for each one. Play some music and shout out each action.



How to dance

- Move in time to the music.
- Everyone dances differently. Do what works for you!
- Tell everyone how good they are.
- Dance to different songs from the Lion King.
- Enjoy it!

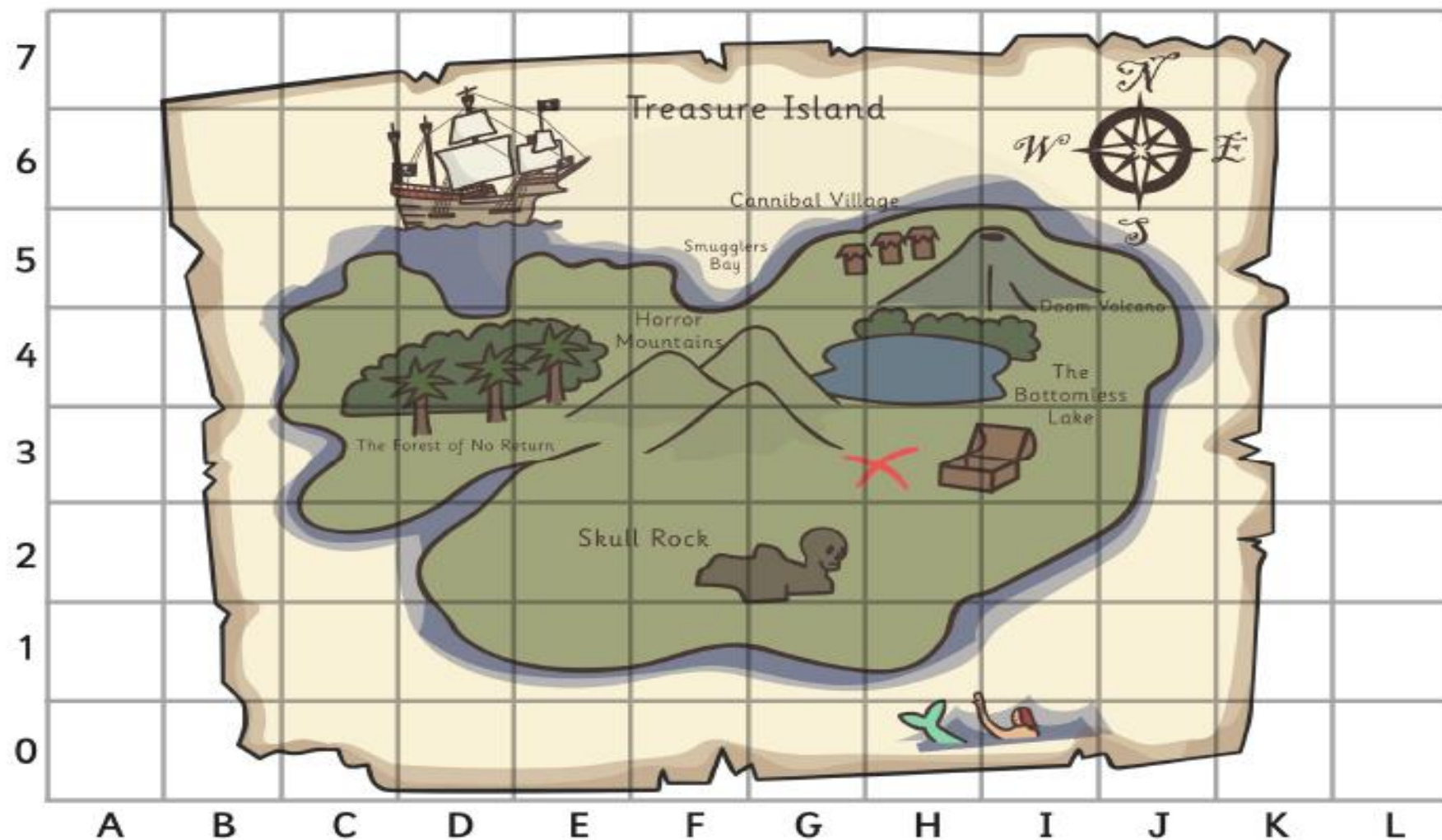




Home Learning for Year 2 – Week beginning 22.02.21

Hello Year 2, I hope you are keeping well and staying safe. I hope you enjoy these activities.

Please remember to view any link you use before sharing with your child and ensure your child stays on that page only. Stay safe online



**HOME
LEARNING**