



Home Learning for Year 1 – Week beginning 08.02.21

Hello Year 1, I hope you are keeping well and staying safe. Here are some activities to help you with your learning this week. Don't worry if you can't complete all of the tasks but try to do as many as you can, and as always, Let your light Shine!

Maths

This week the focus for our Maths learning is **Place Value within 50**. Please access via the link below and select for the teaching video for adding by counting on.

<https://whiterosemaths.com/homelearning/year-1/spring-week-5-number-place-value-within-50/>

The activity worksheets can be found on our home learning page.

Counting to 50

Interactive game

<https://uk.splashlearn.com/counting-games>

Place Value Interactive Game

Can you use your knowledge of place value to order these numbers?

<https://www.ictgames.com/mobilePage/countingCaterpillar/index.htm>

Play Your Cards Right Interactive Game

For a fun activity to order numbers – 'higher' or 'lower'

<https://www.ictgames.com/mobilePage/playYourCardsRight/index.html>

Extra Miler Activities for our Year 1 "Math Professors"

Additional Math activities to support your child's learning can be found on the BBC Bitesize website.

Select the **Karate Cats Maths** game. Choose the topic 'Place Value'

<https://www.bbc.co.uk/bitesize/topics/zjkphbk/articles/zf4sscw>

Can you work your way through the Bronze, Silver and Gold Levels?

English

Mad About Minibeasts by Giles Andreas and David Wojtowycz

<https://www.youtube.com/watch?v=I7aHXEsdfQ4>

Day 1 - Read the book Mad About Minibeasts. Write 10 sets of rhyming words from the story. Can you think of more rhyming words of your own?

Day 2 - Pick your favourite mini beast and draw a picture of it. Label your picture with information from the book or from your own research.

Day 3 - Go on a mini beast safari and find five different kinds of minibeast. Take notes about each minibeast you find, examine it noting the size, shape, colour, number of legs, eyes and how it moves. You can draw a picture too.

Day 4 - Make your own mini book of minibeasts by folding a piece of paper into a booklet. On each page draw and write a fact file about each mini beast you found on your safari.

Day 5 - Invent your own minibeast. You can draw it or make a model using recycled materials or playdough. Write a description of your minibeast. What does it look like? How does it move? What does it like to eat? Try to use lots of adjectives in your writing.

Remember to use your capital letters, full stops, finger spaces between words and your best handwriting.

Phonics

<http://www.ictgames.com/mobilePage/soundSayer/index.html>

Spelling Challenge

A fun spelling activity. Can you choose the correct letter order to spell words?

<https://www.phonicsbloom.com/uk/game/alien-escape?phase=4>

Extra Miler Activities for our Year 1 "English Experts"

<https://www.bbc.co.uk/bitesize/topics/zd63xyc/articles/zdp4pg8>

Login to the **Karate Cats English** game on the BBC Bitesize website and work your way through the coloured belts as you progress through each stage.

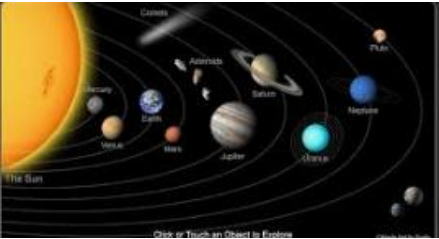


Please remember to view any link you use before sharing with your child and ensure your child stays on that page only. Stay safe online.





Home Learning for Year 1 – Week beginning 08.02.21

Hello Year 1, I hope you are keeping well and staying safe. Here are some activities to help you with your learning this week. Don't worry if you can't complete all of the tasks but try to do as many as you can, and as always, Let your light Shine!

<p style="text-align: center;"><u>Science</u></p> <p style="text-align: center;">KS1 Earth and Space Where do we live?</p> <p style="text-align: center;">Preston, England, Europe, our world, Earth – solar system.</p> <p>Explore the “shooting for the stars” PowerPoint about our solar system.</p> <p>How many planets are there?</p> <p>Explore position in our solar system and where the Sun and moon are in relation to our planet. (star, planet, moon)</p> <p>Complete the labelling activity showing planets and sun and moon.</p> <p>Our day length changes depending on our orbit around the sun and how close the Earth is to the Sun at different times of the year. Our planet is orbited by the moon and we orbit the Sun (star) at the centre of our solar system.</p>  <p><u>Year 1 Challenge:</u> What can you see in the sky during the day and at night? Record in your lockdown learning books. Research either the sun or moon and record an interesting fact about your choice.</p>	<p style="text-align: center;"><u>History</u> Edith Cavell</p> <p>Who Was Edith Cavell? Edith Cavell was a nurse who helped soldiers in World War One in 1914. Look at the Edith Cavell information (pdf) document on the home learning page.</p> <p>World War One: Look at the map that is included and discuss the different countries which were involved in World War One in 1914.</p> <p>How Did Edith Help Soldiers? Discuss how Edith treated soldiers from both sides and how this was controversial at the time. What does this tell us about her personality and character? What sort of person was she?</p> <p>Complete the fact sheet for Edith Cavell.</p>  <p><u>Year 1 Challenge:</u> A Day at the Red Cross Hospital What would a typical day have been like for Edith in the Red Cross Hospital?</p>	<p style="text-align: center;"><u>R.E</u> Stories Jesus Heard The Good Samaritan</p> <p>Jesus told important stories called parables. These stories can be found in the Bible. Do you know where you will find the stories which Jesus told?</p> <p>Jesus told these stories to teach us about God and how to live our lives. Read the story Jesus told of the Parable of the Good Samaritan in your bible. Or follow the link to watch it.</p> <p>https://www.bbc.co.uk/bitesize/clips/zcy87h What is the message of the story? Do you know who Jesus told parables to?</p>  <p>Can you write a few sentences about a time when you've been very glad to have the help of someone else.</p> <p><u>Year 1 Challenge:</u> Make some helping hands. Draw around your hands. On one hand draw things that you can do to help others, and on the other hand draw the things that people do to help you.</p>
---	---	--





Home Learning for Year 1 – Week beginning 08.02.21

Hello Year 1, I hope you are keeping well and staying safe. Here are some activities to help you with your learning this week. Don't worry if you can't complete all of the tasks but try to do as many as you can, and as always, Let your light Shine!

Computing Outdoor Coding

Build/design an obstacle course for you to navigate in your garden outside or at the park.

How will you, or another member of your family, get from the start point to the finish point?

Is there a different way to complete it? What is the quickest time you can complete it safely? Draw a map of your obstacle course or play park route. Add it to your lockdown learning book.



Year 1 Challenge

Write a set of instructions for someone else to navigate your outdoor obstacle course to go with your map. Which route is the most fun?

Design Technology Flying Machines



History of Flying Machines

Look at the PowerPoint 'A History of Flight' Can you answer the questions on the slides?

Watch the clip and think about how 'flying machines' have changed. Make a poster to show how they have changed over time.

<https://www.youtube.com/watch?v=gN-ZktmjlfE>



Year 1 Challenge

How has the invention of aeroplanes changed the way people live?

P.S.H.E First Aid Champions

<https://firstaidchampions.redcross.org.uk/primary/>



Click on the link to the British Red Cross First Aid Learning 5-11 years old. Learn and practise eight first aid

skills which you can use to help others.

Through this resource, you'll meet six characters as they use their first aid skills to help others. You can watch films and take part in activities to learn and practise first aid skills.

You'll also learn about kindness, how to cope and keep calm, and how to keep yourself safe. Followed by tips on sharing what you've learned with others.

Start with the activities on the first page and then choose from the first aid skills below. Work through each section at your own pace and choose what is suitable for you and your child to learn.

British Red Cross

- Simple actions can make a difference.
 - Anyone can learn to give first aid in different situations.
 - First Aid Champions lessons enable children to feel confident that they can help.
 - If children are confident, they will be inspired to help.
- People have accidents or are suddenly taken ill every day of the year. By learning first aid, children are empowered to look after themselves and each other.*





Home Learning for Year 1 – Week beginning 08.02.21

Hello Year 1, I hope you are keeping well and staying safe. Here are some activities to help you with your learning this week. Don't worry if you can't complete all of the tasks but try to do as many as you can, and as always, Let your light Shine!

PE - Catching skills



Creative catch

Play catch with anything soft, eg balloon, tea towel, scarf, soft toy, ball of wool.

Counting catch

Using something soft, count how many times you can catch without dropping. Record your score, then try to beat it.



Clapping catch

Try throwing and catching a soft object on the spot. Between throwing it and catching it you should clap your hands. You'll need to clap quickly! Try doing another action between throwing and catching, eg touch your toes, spin around.

How to catch a ball.

1. Stand with feet slightly apart.
2. Watch the ball.
3. Get your hands ready.
4. Reach out to meet the ball.
5. Hold the ball tightly and bring it into your body.

