

## Class 4 Home Learning (from Tue 23/02/21 to Fri 26/02/21)

If you or your adult want to get in touch with me, my email is [d.bateman@leacofe.lancs.sch.uk](mailto:d.bateman@leacofe.lancs.sch.uk)

Hi Elliot, Sienna, Shae, Jackson, Isaac, Mia, Elissa, Amelia, Kayla, Erin, Cole, Ryan, Jack, Oliver, Harvey, Isaac, Ruby, Lucas, William, Lola, Kai, Olivia, Katie, Faye, Isaac, Jessica, Emmanuel, Lucy, Kara, Harry and Mia!

I hope you're all still doing okay. It was great seeing you on Zoom. **See you every Thursday at 5pm.** Here is the Home Learning for this week. Ideally, you should be doing learning for at least 3 hours a day, so why not do English, Maths and one other subject a day. I have tried to give you a balance of activities from all the subjects we would be doing in school. **Take photos of your work and email them to me. I want to see the learning you're getting up to.**

As always, **LET YOUR LIGHT SHINE!** Stay safe and God bless. Mr B x

### English



#### *Focus Novel – How to Train Your Dragon by Cressida Cowell*

Just a reminder that when you follow the links, parents/carers should monitor that children are remaining on that page only and are keeping safe online.

Remember to write every day in some capacity. **Resource 01** is a reminder of how letters (both upper and lower case) should be formed.

**Resource 02** is a link <https://bit.ly/2ze1Sk1> to some of the story being read by the author on Storytime Online. You need to scan the QR code and it will take you to the link. If you have a smartphone you should be able just to point your camera app at the code.

**Session 1:** Engage with the context of How to Train Your Dragon. Here is the Oak Academy virtual lesson <https://cutt.ly/dkEf1Ty>

In this lesson we will learn about the author, setting and key characters in this narrative and visual narrative. We will also learn about the historical context of some of the characters. Once you have completed the online tasks, complete **Resource 04**. This is a selection of new vocabulary that you need to find the meaning for as well as three synonyms.

**Session 2:** Investigating suffixes - plurals. Here is the Oak Academy virtual lesson <https://cutt.ly/vkEgkvM>

In this lesson, we will investigate plural suffixes and adding the s and es suffixes to nouns. Once you have completed the online tasks, read through the extract **Resource 03** and highlight any plural nouns you find. Separate them into s and es.


**Session 3:** To identify the C and S features of an opening scene. Here is the Oak Academy virtual lesson <https://cutt.ly/wkEhLS2>

In this lesson, we will explore the opening scene, generating vocabulary to describe the sounds and the setting. We will also use our new vocabulary to begin to write descriptive sentences about the setting.

**Session 4:** To generate precise adverbs and verbs to describe the opening scene. Here is the Oak Academy virtual lesson




<https://cutt.ly/KkExTgC>

In this lesson, we will revise the role of adverbs and focus on the importance of choosing precise adverbs. We will practise this skill and then move on to identify precise verbs and adverbs to describe the action in the opening scene. We will use these verbs and adverbs to write ambitious sentences.







## Class 4 Home Learning (from Tue 23/02/21 to Fri 26/02/21)

If you or your adult want to get in touch with me, my email is [d.bateman@leacofe.lancs.sch.uk](mailto:d.bateman@leacofe.lancs.sch.uk)

<p><b>English cont.</b></p>	<p style="text-align: center;"><b>Reading</b></p> <ul style="list-style-type: none"> <li>Access <b>Storytime Online!</b> for a host of books to read online. You can scan QR codes and have stories read to the children <a href="https://www.booksfortopics.com/storytime-online-7-9">https://www.booksfortopics.com/storytime-online-7-9</a> <b>Resource 02</b></li> <li>At least 10 minutes reading EVERY DAY is a must. Remember to use <a href="https://home.oxfordowl.co.uk/">https://home.oxfordowl.co.uk/</a> choosing books from your school reading band. <b>Username: leaendowedclass4 Password: homereading</b></li> <li><b>Once Upon A Picture</b> <a href="https://www.onceuponapicture.co.uk/">https://www.onceuponapicture.co.uk/</a></li> <li><b>Pobble365</b> <a href="https://www.pobble365.com/">https://www.pobble365.com/</a></li> </ul>
<p><b>Maths</b></p>	<p style="text-align: center;"><b>White Rose Maths</b></p>  <p>I am including video links to the White Rose Maths teaching videos. These should helpfully guide the children through the learning process for each unit covered. The corresponding worksheets are available on the school website on our Home Learning class page. I will always tell you which videos to access as they week they refer to might not match up with the week we are currently in. This is simply due to referencing a different Scheme of Work.</p> <p>Depending on how confident you are feeling, you can move between the two sets of learning. If you are Year 4 and feeling confident as you progress through the week, have a go with the Year 5 learning. Likewise, if you are Year 5 and finding the work difficult, try the Year 4 learning first. These would usually correspond to 'Tricky', 'Trickier' and 'Trickiest' in class.</p> <p style="text-align: center;"><b>Multiplication and Division (One worksheet/video per day)</b></p> <p>Trickier/Y4 <a href="https://whiterosemaths.com/homelearning/year-4/spring-week-2-number-multiplication-division/">https://whiterosemaths.com/homelearning/year-4/spring-week-2-number-multiplication-division/</a> <b>Resource 07-12</b></p> <p>Trickiest/Y5 <a href="https://whiterosemaths.com/homelearning/year-5/spring-week-2-number-multiplication-division/">https://whiterosemaths.com/homelearning/year-5/spring-week-2-number-multiplication-division/</a> <b>Resource 13-20</b></p> <p style="text-align: center;">As always, keep smashing it on Times Tables Rock Star.</p>  <p style="text-align: center;">Visit <a href="https://mathshub.thirdspacelearning.com/topical">https://mathshub.thirdspacelearning.com/topical</a> for daily challenges. You can choose Y3-4 or Y5-6.</p>
<p><b>RE</b></p>	<p style="text-align: center;"><b>Pilgrim's Pathway</b></p> <p>This half term, until we are back in school, we are going to be following the Archbishop of York's Youth Trust Pilgrim's Pathway. I have attached the Powerpoint <b>Resource 21</b></p> <p style="text-align: center;">The focus this week is <b>LAMP</b></p> <p style="text-align: center;"><u>Challenges</u></p> <ul style="list-style-type: none"> <li><i>Discover:</i> Research the story of 'The Lady of the Lamp'. How did she bring light into the darkness of war? What can you learn from her example?</li> <li><i>Reflect:</i> Try a fingerprint labyrinth journey. Use this as a time to think reflect or to pray about bringing light to the world. <b>Resource 22</b></li> <li><i>Create:</i> Make your own lamp. Use coloured film for the windows and place an LED tea light inside to let the light shine out. On the outside write character virtues that a person needs to bring light in a dark place.</li> <li><i>Act:</i> Who has been an important light in your life? How could you say thank you to them? Where can you be a light for others and show kindness?</li> </ul> 

## Class 4 Home Learning (from Tue 23/02/21 to Fri 26/02/21)



If you or your adult want to get in touch with me, my email is [d.bateman@leacofe.lancs.sch.uk](mailto:d.bateman@leacofe.lancs.sch.uk)

<p><b>Science</b></p>	<p><b>Our unit is 'Working Scientifically'</b> We are going to focus on specific skills, observing what goes on, carrying out investigations carefully, recording what we find out. The knowledge side of the learning will be what we have covered already so we can clearly focus on the skills.</p> <p>This week is 'Light Up Science' <b>Resource 23</b></p> <p>Here are links to take your learning further:  <a href="https://www.primaryschoolscience.co.uk/Light-Lab/light-interactive-1.html">https://www.primaryschoolscience.co.uk/Light-Lab/light-interactive-1.html</a>  <a href="https://www.science-sparks.com/rainbow-bubbles/">https://www.science-sparks.com/rainbow-bubbles/</a> <b>Resource 24</b>  <a href="https://www.science-sparks.com/disappearing-coin-trick/">https://www.science-sparks.com/disappearing-coin-trick/</a> <b>Resource 25</b>  <a href="https://wowscience.co.uk/resource/rainbow-mechanic/">https://wowscience.co.uk/resource/rainbow-mechanic/</a></p>	
<p><b>History</b></p>	<p><b>Vikings – Invaders and Settlers</b> We are starting a new unit this half term. Please use the Powerpoint <b>Resource 26</b> to help you learn about how the Vikings were invaders and settlers.</p> <p><b>Tasks</b></p> <ol style="list-style-type: none"> <li>1) Complete the pre-assessment questions when it tells you in the Powerpoint <b>Resource 27</b></li> <li>2) Create your own map showing Viking homelands, Viking travels and Viking settlements <b>Resource 28</b></li> <li>3) Complete the Viking timeline <b>Resource 29</b></li> </ol> <p>As an <b>EMC</b>, you can make a Viking longboat paper model <b>Resource 30</b></p>	
<p><b>Computing</b> (from Miss Courtney)</p>	<p><b>Remember to stay safe online!</b> <b>Email Safety</b></p> <p>This half term we are continuing our unit on safe online communication. Miss Courtney has links with Ajman Academy, United Arab Emirates. Please see the letter that Miss Courtney and I have written <b>Resource 31</b> (this will also be emailed out). If you don't have your own email address but are using a family account that is okay as any communication will go through staff at Lea then the Ajman Academy for safeguarding reasons.</p> <p><b>Task</b></p> <p>Write Miss Courtney an email introducing yourself. Tell your prospective pen pal a little bit about yourself. What can you find out about the UAE? Do some research</p> <p>You could access Google's 'Be Internet Legends'. Email Mr B your certificates when you complete a land.</p>	 



## **Class 4 Home Learning (from Tue 23/02/21 to Fri 26/02/21)**

If you or your adult want to get in touch with me, my email is [d.bateman@leacofe.lancs.sch.uk](mailto:d.bateman@leacofe.lancs.sch.uk)

<p><b>Art</b> (from Miss Wilson)</p>	<p>Have a go at Mrs Edmonds' 'Doodles for the Day'</p> <p>What do you think of when you see the word light? <i>e.g. candles, light bulbs, sun, fairy lights, fireworks etc</i></p> <p>Create a collage mood board of all the images you can think of when imagining 'light'</p> <p>Use lots of different mediums: paint, pencil, collage materials etc.</p>	
<p><b>PE</b></p>	<p>This half term, we are going to complete the SPAR Lancashire School Games. Even though the dates are for Spring 1, we are going to work through them in the same order. Send me your results.</p> <p>'Jump, Land, Balance' Challenge <a href="#">Resource 32</a></p> <p>Here is the video demonstration: <a href="https://www.youtube.com/watch?v=fqMiGnq6SQA&amp;feature=youtu.be&amp;ab_channel=ActiveLancashire">https://www.youtube.com/watch?v=fqMiGnq6SQA&amp;feature=youtu.be&amp;ab_channel=ActiveLancashire</a></p> <p>'Score a Try' Challenge <a href="#">Resource 33</a></p> <p>Here is the video demonstration: <a href="https://www.youtube.com/watch?v=2skZIV8KXD0&amp;feature=youtu.be&amp;ab_channel=ActiveLancashire">https://www.youtube.com/watch?v=2skZIV8KXD0&amp;feature=youtu.be&amp;ab_channel=ActiveLancashire</a></p>	
<p><b>PSHE</b></p>	<p><b>Keeping Safe</b></p> <p>Use the following link <a href="https://bit.ly/373tA0Y">https://bit.ly/373tA0Y</a> from SCARF (our school scheme of work) to access the relevant activities.</p> <p><b>Activity 1:</b> Human Body User's Manual</p> <p>Your body is amazing! Just think of all the brilliant things it can do. Close your eyes and make a list in your head of 5 things that your body can do (balance, run etc.)</p> <p>It's important that we look after our bodies and try to keep them safe.</p> <p>Use <a href="#">Resource 34</a> to complete your own User's Manual</p> <p>Print this activity sheet or copy down the headings then write down your ideas.</p> <p>Can you share your ideas with a grown-up? How can they help you to keep your body in tip-top shape?</p> <p>If you have a body book or you have access to the internet, you might like to find some amazing facts about the body part on your list. Remember - only search safe sites, e.g. <a href="#">BBC Bitesize</a> has some great information!</p>	